

## ZomeravondCompetitie Super Race Weekeind - 2015-08-07

DNRT

### Formel VAU - Rennen 1

7 - 9 August 2015  
Zandvoort GP - 4307 mtr.


Pos	Nbr	Name / Car	Ref.time	1	2	3	4	5	6	7	8	9	10	11	12	13	14	15	16	Points
1	201	Patrick Havermans Celi	2:13.747	2:27.416	2:16.065	2:14.118	2:15.013	2:13.978	2:13.747	2:16.804	2:13.911	2:14.429	2:14.095	2:16.434						743
2	236	Benjamin Havermans Monaco	2:10.738	2:16.648	2:11.587	2:11.569	2:10.799	2:10.794	2:11.562	2:10.738	2:14.216	2:11.570	2:12.314	2:11.871	2:11.479					858
3	208	Jukka Puurunen Veemax	2:13.602	2:23.146	2:16.028	2:19.179	2:15.881	2:13.732	2:13.602	2:16.852	2:14.268	2:14.234	2:13.763	2:15.590						923
4	402	Siegfried Fischer Lola T324	2:10.322	2:23.125	2:16.063	2:13.396	2:11.576	2:10.813	2:11.411	2:10.487	2:10.658	2:13.985	2:10.322	2:10.778	2:15.134					957
5	319	Marco Wittkuhn Kaimann	2:06.685	2:12.138	2:08.230	2:07.995	2:08.215	2:07.316	2:07.081	2:08.219	2:10.384	2:08.057	2:06.768	2:06.685	2:08.216					1110
6	702	Joe Welzel DRM PRT	1:57.520	2:03.927	1:57.520	1:58.385	1:58.749	1:59.932	2:00.073	1:59.125	1:59.867	1:57.525	1:58.126	2:01.867	1:58.696	1:59.074				1476
7	305	Gunter Filthaut Kaiman	2:09.623	2:13.553	2:11.011	2:11.070	2:11.157	2:10.717	2:10.921	2:09.623	2:10.582	2:10.452	2:10.003	2:10.166	2:10.988					1752
8	218	Wolfgang Rafflenbeul Austro Vau	2:16.589	2:23.374	2:17.192	2:18.446	2:18.209	2:18.413	2:19.149	2:17.271	2:20.664	2:18.224	2:16.589	2:17.151						1847
9	510	Dirk Kornmeyer March 81V	1:57.078	2:04.992	1:58.791	1:57.523	1:57.614	1:58.999	2:01.843	1:58.385	1:59.609	1:57.078	1:58.178	2:01.725	1:59.052	1:58.772				2081
10	101	Manfred Nord Beach MK5B	2:24.573	2:34.625	2:24.573	2:27.051	2:27.151	2:25.442	2:26.129	2:25.248	2:25.275	2:25.445	2:26.000							2246
11	248	Stephan Gremler RPB	2:25.037	2:32.808	2:27.693	2:27.779	2:26.899	2:25.537	2:25.663	2:26.199	2:25.037	2:28.575	2:27.347							2288
12	245	Axel Cordt Autodynamics	2:33.908	2:46.039	2:40.328	2:39.541	2:39.205	2:37.315	2:36.314	2:34.234	2:34.574	2:35.795	2:33.908							2879
13	711	Peter Kirchner DRM MK1	2:04.566	2:10.273	2:05.787	2:05.832	2:08.798	2:05.027	2:04.566	2:06.257	2:06.964	2:06.829	2:07.121	2:06.430	2:07.070					2948

Fastest time : 1:57.078 in lap 9 by nbr. 510 : Dirk Kornmeyer (March 81V)

Publication-time

Results and Laptimes : [www.raceresults.nu](http://www.raceresults.nu)

Timekeeping by : Circuit Park Zandvoort

Clerk of the Course  Martin vd Pavert	Steward  Aart de Wilde	Timekeeper  Th vd Hulst	
Page 1 of 3	Results remain provisional pending technical examination and decisions from the stewards of the meeting		

## ZomeravondCompetitie Super Race Weekeind - 2015-08-07

DNRT

### Formel VAU - Rennen 1

7 - 9 August 2015  
Zandvoort GP - 4307 mtr.


Pos	Nbr	Name / Car	Ref.time	1	2	3	4	5	6	7	8	9	10	11	12	13	14	15	16	Points
14	289	Jan Tjassing Beach MK5B	2:20.519	2:27.927 0	2:22.595 0	2:23.483 0	2:22.698 0	2:23.130 0	2:21.996 0	2:22.694 0	2:20.519 0	2:21.886 0	2:22.260 0	2:22.115 0						4440
15	700	Manfred Benninger Mega V3	2:02.087	2:08.301 0	2:02.087 0	2:03.680 0	2:03.082 0	2:04.940 0	2:04.318 0	2:04.902 0	2:04.184 0	2:05.187 0	2:06.573 0	2:06.076 0	2:06.523 0					4685
16	401	Leo Sommer RSM Tasco HT 162	2:19.970	2:32.666 0	2:27.184 0	2:26.348 0	2:22.992 0	2:21.558 0	2:19.970 0	2:21.770 0	2:23.647 0	2:21.615 0	2:25.378 0	2:21.857 0						5033
17	232	Robin Kluth Hick	2:03.103	2:08.347 0	2:05.630 0	2:03.103 0	2:13.749 0	2:06.068 0	2:05.510 0	2:05.546 0	2:28.175 0	2:05.069 0	2:04.739 0	2:26.450 0	2:10.731 0					6009
DNF	312	Sven Eickemeyer Motul	2:22.303	2:34.810 0	2:25.658 0	2:24.366 0	2:22.326 0	2:22.568 0	2:22.303 0	2:24.445										
DNF	228	Peter Ramann Fuchs	2:28.205	2:35.190 0	2:30.795 0	2:30.060 0	2:30.800 0	2:28.695 0	2:29.207 0	2:30.743 0	2:28.205 0	2:28.941 0								
DNF	340	Heiko Engelke Motul	2:17.694	2:32.900 0	2:25.330 0	2:25.407 0	2:22.719 0	2:20.628 0	2:18.767 0	2:17.694 0	2:18.730 0	2:29.727 0								
DNF	327	Thomas Cramer Javado	2:14.330	2:19.574 0	2:14.330 0	3:02.613 0														
DNS	223	Arie Luyendyk Karringer MK1																		
DNS	244	Ingo Knappe Plympic																		
DNS	302	Wolfram Winkler Kaiman																		
DNS	310	Siegfried Filthaut Pichl 1965/73																		
DNS	324	Gerd Hast Motul																		

Fastest time : 1:57.078 in lap 9 by nbr. 510 : Dirk Kornmeyer (March 81V)

Publication-time

Results and Laptimes : [www.raceresults.nu](http://www.raceresults.nu)

Timekeeping by : Circuit Park Zandvoort

Clerk of the Course Martin vd Pavert	Steward Aart de Wilde	Timekeeper Th vd Hulst	
Page 2 of 3	Results remain provisional pending technical examination and decisions from the stewards of the meeting		

## ZomeravondCompetitie Super Race Weekeind - 2015-08-07

DNRT

### Formel VAU - Rennen 1

7 - 9 August 2015  
Zandvoort GP - 4307 mtr.

Pos	Nbr	Name / Car	Ref.time	1	2	3	4	5	6	7	8	9	10	11	12	13	14	15	16	Points
DNS	411	Rob van Hoorn Kaimann																		
DNS	785	Winfried Kornmeyer Kogo PV11																		

Fastest time : 1:57.078 in lap 9 by nbr. 510 : Dirk Kornmeyer (March 81V)

Publication-time

Results and Laptimes : [www.raceresults.nu](http://www.raceresults.nu)

Timekeeping by : Circuit Park Zandvoort

Clerk of the Course

Steward

Timekeeper

Martin vd Pavert

Aart de Wilde

Th vd Hulst



## ZomeravondCompetitie Super Race Weekend - 2015-08-07

DNRT

### Formel VAU - Rennen 1

7 - 9 August 2015  
Zandvoort GP - 4307 mtr.

#### Class = Formel VAU 1

Pos	Nbr	Name / Car	Ref.time	1	2	3	4	5	6	7	8	9	10	11	12	13	14	15	16	Points
1	101	Manfred Nord	2:24.573	2:34.625	2:24.573	2:27.051	2:27.151	2:25.442	2:26.129	2:25.248	2:25.275	2:25.445	2:26.000							2246
		Beach MK5B		0	0	0	0	0	0	0	0	0	0							

#### Class = Formel VAU 2


Pos	Nbr	Name / Car	Ref.time	1	2	3	4	5	6	7	8	9	10	11	12	13	14	15	16	Points
1	201	Patrick Havermans	2:13.747	2:27.416	2:16.065	2:14.118	2:15.013	2:13.978	2:13.747	2:16.804	2:13.911	2:14.429	2:14.095	2:16.434						743
		Celi		0	0	0	0	0	0	0	0	0	0							
2	236	Benjamin Havermans	2:10.738	2:16.648	2:11.587	2:11.569	2:10.799	2:10.794	2:11.562	2:10.738	2:14.216	2:11.570	2:12.314	2:11.871	2:11.479					858
		Monaco		0	0	0	0	0	0	0	0	0	0	0						
3	208	Jukka Puurunen	2:13.602	2:23.146	2:16.028	2:19.179	2:15.881	2:13.732	2:13.602	2:16.852	2:14.268	2:14.234	2:13.763	2:15.590						923
		Veemax		0	0	0	0	0	0	0	0	0	0							
4	218	WolfgangRafflenbeul	2:16.589	2:23.374	2:17.192	2:18.446	2:18.209	2:18.413	2:19.149	2:17.271	2:20.664	2:18.224	2:16.589	2:17.151						1847
		Austro Vau		0	0	0	0	0	0	0	0	0	0							
5	248	Stephan Gremler	2:25.037	2:32.808	2:27.693	2:27.779	2:26.899	2:25.537	2:25.663	2:26.199	2:25.037	2:28.575	2:27.347							2288
		RPB		0	0	0	0	0	0	0	0	0	0							
6	245	Axel Cordt	2:33.908	2:46.039	2:40.328	2:39.541	2:39.205	2:37.315	2:36.314	2:34.234	2:34.574	2:35.795	2:33.908							2879
		Autodynamics		0	0	0	0	0	0	0	0	0	0							
7	289	Jan Tjassing	2:20.519	2:27.927	2:22.595	2:23.483	2:22.698	2:23.130	2:21.996	2:22.694	2:20.519	2:21.886	2:22.260	2:22.115						4440
		Beach MK5B		0	0	0	0	0	0	0	0	0	0							
8	232	Robin Kluth	2:03.103	2:08.347	2:05.630	2:03.103	2:13.749	2:06.068	2:05.510	2:05.546	2:28.175	2:05.069	2:04.739	2:26.450	2:10.731					6009
		Hick		0	0	0	0	0	0	0	0	0	0	0						
DNF	228	Peter Ramann	2:28.205	2:35.190	2:30.795	2:30.060	2:30.800	2:28.695	2:29.207	2:30.743	2:28.205	2:28.941								
		Fuchs		0	0	0	0	0	0	0	0	0								
DNS	223	Arie Luyendyk																		
		Karringer MK1																		
DNS	244	Ingo Knappe																		
		Plympic																		

Fastest time : 1:57.078 in lap 9 by nbr. 510 : Dirk Kormmeyer (March 81V)

Publication-time

Results and Laptimes : [www.raceresults.nu](http://www.raceresults.nu)

Timekeeping by : Circuit Park Zandvoort

Clerk of the Course	Steward	Timekeeper	
Martin vd Pavert	Aart de Wilde	Th vd Hulst	
Page 1 of 3	Results remain provisional pending technical examination and decisions from the stewards of the meeting		

## ZomeravondCompetitie Super Race Weekeind - 2015-08-07

DNRT

### Formel VAU - Rennen 1

7 - 9 August 2015  
Zandvoort GP - 4307 mtr.

#### Class = Formel VAU 3

Pos	Nbr	Name / Car	Ref.time	1	2	3	4	5	6	7	8	9	10	11	12	13	14	15	16	Points
1	319	Marco Wittkuhn	2:06.685	2:12.138	2:08.230	2:07.995	2:08.215	2:07.316	2:07.081	2:08.219	2:10.384	2:08.057	2:06.768	2:06.685	2:08.216					1110
		Kaimann		0	0	0	0	0	0	0	0	0	0	0	0					
2	305	Gunter Filthaut	2:09.623	2:13.553	2:11.011	2:11.070	2:11.157	2:10.717	2:10.921	2:09.623	2:10.582	2:10.452	2:10.003	2:10.166	2:10.988					1752
		Kaiman		0	0	0	0	0	0	0	0	0	0	0	0					
DNF	312	Sven Eickemeyer	2:22.303	2:34.810	2:25.658	2:24.366	2:22.326	2:22.568	2:22.303	2:24.445										
		Motul		0	0	0	0	0	0	0										
DNF	340	Heiko Engelke	2:17.694	2:32.900	2:25.330	2:25.407	2:22.719	2:20.628	2:18.767	2:17.694	2:18.730	2:29.727								
		Motul		0	0	0	0	0	0	0	0	0								
DNF	327	Thomas Cramer	2:14.330	2:19.574	2:14.330	3:02.613														
		Javado		0	0	0														
DNS	302	Wolfram Winkler																		
		Kaiman																		
DNS	310	Siegfried Filthaut																		
		Pichl 1965/73																		
DNS	324	Gerd Hast																		
		Motul																		

#### Class = Formel VAU 4

Pos	Nbr	Name / Car	Ref.time	1	2	3	4	5	6	7	8	9	10	11	12	13	14	15	16	Points
1	402	Siegfried Fischer	2:10.322	2:23.125	2:16.063	2:13.396	2:11.576	2:10.813	2:11.411	2:10.487	2:10.658	2:13.985	2:10.322	2:10.778	2:15.134					957
		Lola T324		0	0	0	0	0	0	0	0	0	0	0	0					
2	401	Leo Sommer	2:19.970	2:32.666	2:27.184	2:26.348	2:22.992	2:21.558	2:19.970	2:21.770	2:23.647	2:21.615	2:25.378	2:21.857						5033
		RSM Tasco HT 162		0	0	0	0	0	0	0	0	0	0	0						
DNS	411	Rob van Hoorn																		
		Kaimann																		

Fastest time : 1:57.078 in lap 9 by nbr. 510 : Dirk Kormmeyer (March 81V)

Publication-time

Results and Laptimes : [www.raceresults.nu](http://www.raceresults.nu)

Timekeeping by : Circuit Park Zandvoort

Clerk of the Course

Steward

Timekeeper

Martin vd Pavert

Aart de Wilde

Th vd Hulst



## ZomeravondCompetitie Super Race Weekeind - 2015-08-07

DNRT

Formel VAU - Rennen 1

7 - 9 August 2015  
Zandvoort GP - 4307 mtr.

### Class = Formel VAU 7

Pos	Nbr	Name / Car	Ref.time	1	2	3	4	5	6	7	8	9	10	11	12	13	14	15	16	Points
1	702	Joe Welzel	1:57.520	2:03.927	1:57.520	1:58.385	1:58.749	1:59.932	2:00.073	1:59.125	1:59.867	1:57.525	1:58.126	2:01.867	1:58.696	1:59.074				1476
		DRM PRT		0	0	0	0	0	0	0	0	0	0	0	0	0				
2	711	Peter Kirchner	2:04.566	2:10.273	2:05.787	2:05.832	2:08.798	2:05.027	2:04.566	2:06.257	2:06.964	2:06.829	2:07.121	2:06.430	2:07.070					2948
		DRM MK1		0	0	0	0	0	0	0	0	0	0	0	0					
3	700	Manfred Benninger	2:02.087	2:08.301	2:02.087	2:03.680	2:03.082	2:04.940	2:04.318	2:04.902	2:04.184	2:05.187	2:06.573	2:06.076	2:06.523					4685
		Mega V3		0	0	0	0	0	0	0	0	0	0	0	0					
DNS	785	Winfried Kornmeyer																		
		Kogo PV11																		

### Class = Formel VAU 5

Pos	Nbr	Name / Car	Ref.time	1	2	3	4	5	6	7	8	9	10	11	12	13	14	15	16	Points
1	510	Dirk Kornmeyer	1:57.078	2:04.992	1:58.791	1:57.523	1:57.614	1:58.999	2:01.843	1:58.385	1:59.609	1:57.078	1:58.178	2:01.725	1:59.052	1:58.772				2081
		March 81V		0	0	0	0	0	0	0	0	0	0	0	0	0				

Fastest time : 1:57.078 in lap 9 by nbr. 510 : Dirk Kornmeyer (March 81V)

Publication-time

Results and Laptimes : [www.raceresults.nu](http://www.raceresults.nu)

Timekeeping by : Circuit Park Zandvoort

Clerk of the Course

Steward

Timekeeper

Martin vd Pavert

Aart de Wilde

Th vd Hulst



## ZomeravondCompetitie Super Race Weekeind - 2015-08-07

DNRT

**Formel VAU - Rennen 1**  
**Laptimes**

**7 - 9 August 2015**  
**Zandvoort GP - 4307 mtr.**

Nbr	Name / Team name	1	2	3	4	5	6	7	8	9	10	11	12	13	14	15
101	Manfred Nord	2:34.625	2:24.573	2:27.051	2:27.151	2:25.442	2:26.129	2:25.248	2:25.275	2:25.445	2:26.000					
201	Patrick Havermans	2:27.416	2:16.065	2:14.118	2:15.013	2:13.978	2:13.747	2:16.804	2:13.911	2:14.429	2:14.095	2:16.434				
208	Jukka Puurunen	2:23.146	2:16.028	2:19.179	2:15.881	2:13.732	2:13.602	2:16.852	2:14.268	2:14.234	2:13.763	2:15.590				
218	WolfgangRafflenbeul	2:23.374	2:17.192	2:18.446	2:18.209	2:18.413	2:19.149	2:17.271	2:20.664	2:18.224	2:16.589	2:17.151				
228	Peter Ramann	2:35.190	2:30.795	2:30.060	2:30.800	2:28.695	2:29.207	2:30.743	2:28.205	2:28.941						
232	Robin Kluth	2:08.347	2:05.630	2:03.103	2:13.749	2:06.068	2:05.510	2:05.546	2:28.175	2:05.069	2:04.739	2:26.450	2:10.731			
236	Benjamin Havermans	2:16.648	2:11.587	2:11.569	2:10.799	2:10.794	2:11.562	2:10.738	2:14.216	2:11.570	2:12.314	2:11.871	2:11.479			
245	Axel Cordt	2:46.039	2:40.328	2:39.541	2:39.205	2:37.315	2:36.314	2:34.234	2:34.574	2:35.795	2:33.908					
248	Stephan Gremler	2:32.808	2:27.693	2:27.779	2:26.899	2:25.537	2:25.663	2:26.199	2:25.037	2:28.575	2:27.347					
289	Jan Tjassing	2:27.927	2:22.595	2:23.483	2:22.698	2:23.130	2:21.996	2:22.694	2:20.519	2:21.886	2:22.260	2:22.115				
305	Gunter Filthaut	2:13.553	2:11.011	2:11.070	2:11.157	2:10.717	2:10.921	2:09.623	2:10.582	2:10.452	2:10.003	2:10.166	2:10.988			
312	Sven Eickemeyer	2:34.810	2:25.658	2:24.366	2:22.326	2:22.568	2:22.303	2:24.445								
319	Marco Wittkuhn	2:12.138	2:08.230	2:07.995	2:08.215	2:07.316	2:07.081	2:08.219	2:10.384	2:08.057	2:06.768	2:06.685	2:08.216			
327	Thomas Cramer	2:19.574	2:14.330	3:02.613												
340	Heiko Engelke	2:32.900	2:25.330	2:25.407	2:22.719	2:20.628	2:18.767	2:17.694	2:18.730	2:29.727						
401	Leo Sommer	2:32.666	2:27.184	2:26.348	2:22.992	2:21.558	2:19.970	2:21.770	2:23.647	2:21.615	2:25.378	2:21.857				
402	Siegfried Fischer	2:23.125	2:16.063	2:13.396	2:11.576	2:10.813	2:11.411	2:10.487	2:10.658	2:13.985	2:10.322	2:10.778	2:15.134			
510	Dirk Kornmeyer	2:04.992	1:58.791	1:57.523	1:57.614	1:58.999	2:01.843	1:58.385	1:59.609	1:57.078	1:58.178	2:01.725	1:59.052	1:58.772		
700	Manfred Benninger	2:08.301	2:02.087	2:03.680	2:03.082	2:04.940	2:04.318	2:04.902	2:04.184	2:05.187	2:06.573	2:06.076	2:06.523			
702	Joe Welzel	2:03.927	1:57.520	1:58.385	1:58.749	1:59.932	2:00.073	1:59.125	1:59.867	1:57.525	1:58.126	2:01.867	1:58.696	1:59.074		
711	Peter Kirchner	2:10.273	2:05.787	2:05.832	2:08.798	2:05.027	2:04.566	2:06.257	2:06.964	2:06.829	2:07.121	2:06.430	2:07.070			

## ZomeravondCompetitie Super Race Weekeind - 2015-08-07

DNRT

### Formel VAU - Rennen 1

#### Laps and Sector Times

7 - 9 August 2015  
Zandvoort GP - 4307 mtr.

101 Manfred Nord									Beach MK5B								
lap	Sect-1	Speed	Sect-2	Speed	Sect-3	Speed	TopSpeed	laptime pit	lap	Sect-1	Speed	Sect-2	Speed	Sect-3	Speed	Topspeed	laptime pit
1								2: 34.625	6	1:05.863		37.081		43.185	142.8	145.7	2: 26.129
2	<u>1:05.315</u>		37.045		42.213	143.5	142.3	<u>2: 24.573</u>	7	1:05.806		37.422		<u>42.020</u>	142.6	145.2	2: 25.248
3	1:05.802		37.520		43.729	142.6	144.8	2: 27.051	8	1:05.394		<u>36.763</u>		43.118	138.1	141.2	2: 25.275
4	1:06.242		37.618		43.291	142.8	140.3	2: 27.151	9	1:05.521		37.523		42.401	139.5	144.0	2: 25.445
5	1:05.431		37.605		42.406	142.8	<u>146.1</u>	2: 25.442	10	1:06.415		37.150		42.435	134.6	140.6	2: 26.000

201 Patrick Havermans									Celi								
lap	Sect-1	Speed	Sect-2	Speed	Sect-3	Speed	TopSpeed	laptime pit	lap	Sect-1	Speed	Sect-2	Speed	Sect-3	Speed	Topspeed	laptime pit
1								2: 27.416	7	59.765		34.676		42.363	157.2	<u>161.9</u>	2: 16.804
2	1:01.122		35.087		39.856	154.9	151.0	2: 16.065	8	59.605		<u>34.022</u>		40.284	154.4	158.4	2: 13.911
3	<u>59.280</u>		34.471		40.367	155.6	156.5	2: 14.118	9	1:00.282		34.391		39.756	158.7	151.5	2: 14.429
4	59.935		35.129		39.949	<u>160.6</u>	156.7	2: 15.013	10	1:00.140		34.300		39.655	157.9	157.0	2: 14.095
5	1:00.083		34.299		39.596	159.3	156.3	2: 13.978	11	1:02.072		35.414		<u>38.948</u>	157.7	161.0	2: 16.434
6	59.868		34.646		39.233	159.0	158.1	<u>2: 13.747</u>	12								

208 Jukka Puurunen									Veemax								
lap	Sect-1	Speed	Sect-2	Speed	Sect-3	Speed	TopSpeed	laptime pit	lap	Sect-1	Speed	Sect-2	Speed	Sect-3	Speed	Topspeed	laptime pit
1								2: 23.146	7	59.742		34.829		42.281	155.9	160.0	2: 16.852
2	1:00.687		34.905		40.436	155.9	<u>161.0</u>	2: 16.028	8	<u>59.414</u>		34.363		40.491	155.6	159.8	2: 14.268
3	1:02.854		35.834		40.491	155.1	158.8	2: 19.179	9	1:00.066		34.452		39.716	156.7	159.5	2: 14.234
4	1:00.506		35.278		40.097	156.4	159.3	2: 15.881	10	59.721		34.576		<u>39.466</u>	<u>157.2</u>	160.2	2: 13.763
5	59.875		<u>34.232</u>		39.625	156.7	159.5	2: 13.732	11	1:00.948		34.839		39.803	155.1	<u>161.0</u>	2: 15.590
6	59.630		34.407		39.565	156.4	159.5	<u>2: 13.602</u>	12								

218 Wolfgang Rafflenbeul									Austro Vau								
lap	Sect-1	Speed	Sect-2	Speed	Sect-3	Speed	TopSpeed	laptime pit	lap	Sect-1	Speed	Sect-2	Speed	Sect-3	Speed	Topspeed	laptime pit
1								2: 23.374	7	1:02.071		34.613		40.587	150.0	151.3	2: 17.271
2	1:01.348		34.747		41.097	150.7	<u>156.3</u>	2: 17.192	8	1:03.304		35.958		41.402	148.6	152.8	2: 20.664
3	1:01.862		35.811		40.773	150.9	152.5	2: 18.446	9	1:01.934		35.454		40.836	148.8	151.5	2: 18.224
4	1:02.023		35.090		41.096	150.0	148.1	2: 18.209	10	1:01.567		<u>34.550</u>		<u>40.472</u>	150.2	151.3	<u>2: 16.589</u>
5	1:02.297		34.945		41.171	149.8	153.2	2: 18.413	11	<u>1:01.289</u>		35.266		40.596	150.2	152.3	2: 17.151
6	1:02.566		35.165		41.418	149.1	152.1	2: 19.149	12								

228 Peter Ramann									Fuchs								
lap	Sect-1	Speed	Sect-2	Speed	Sect-3	Speed	TopSpeed	laptime pit	lap	Sect-1	Speed	Sect-2	Speed	Sect-3	Speed	Topspeed	laptime pit
1								2: 35.190	6	<u>1:06.769</u>		37.778		44.660	121.1	130.6	2: 29.207
2	1:07.612		38.532		44.651	127.7	<u>137.9</u>	2: 30.795	7	1:07.173		37.646		45.924	119.8	123.7	2: 30.743
3	1:06.888		38.018		45.154	125.0	131.1	2: 30.060	8	1:06.880		<u>36.952</u>		44.373	125.9	120.8	<u>2: 28.205</u>
4	1:07.172		38.787		44.841	125.7	126.6	2: 30.800	9	1:06.772		37.601		44.568	124.4	128.0	2: 28.941
5	1:06.771		37.716		44.208	127.2	127.7	2: 28.695	10								

232 Robin Kluth									Hick								
lap	Sect-1	Speed	Sect-2	Speed	Sect-3	Speed	TopSpeed	laptime pit	lap	Sect-1	Speed	Sect-2	Speed	Sect-3	Speed	Topspeed	laptime pit
1								2: 08.347	7	55.247		32.282		38.017	173.1	173.4	2: 05.546
2	56.091		31.886		37.653	167.1	170.9	2: 05.630	8	1:01.846		45.859		40.470	162.8	176.5	2: 28.175
3	54.897		<u>31.645</u>		36.561	171.0	170.6	<u>2: 03.103</u>	9	55.931		32.877		<u>36.261</u>	<u>176.3</u>	168.0	2: 05.069
4	<u>54.609</u>		42.691		36.449	168.8	172.0	2: 13.749	10	55.327		32.263		37.149	175.4	175.6	2: 04.739
5	55.518		32.014		38.536	174.1	170.9	2: 06.068	11	55.354		51.371		39.725	167.1	173.4	2: 26.450
6	55.848		32.252		37.410	169.8	<u>177.0</u>	2: 05.510	12	58.129		33.677		38.925	168.3	168.0	2: 10.731

236 Benjamin Havermans									Monaco								
lap	Sect-1	Speed	Sect-2	Speed	Sect-3	Speed	TopSpeed	laptime pit	lap	Sect-1	Speed	Sect-2	Speed	Sect-3	Speed	Topspeed	laptime pit
1								2: 16.648	7	<u>58.121</u>		33.661		38.956	154.6	157.4	<u>2: 10.738</u>
2	58.580		33.696		39.311	155.4	<u>159.3</u>	2: 11.587	8	58.370		34.438		41.408	146.8	157.0	2: 14.216
3	58.704		33.670		39.195	154.6	157.7	2: 11.569	9	58.846		33.728		38.996	154.4	152.3	2: 11.570
4	58.290		33.723		38.786	155.1	157.0	2: 10.799	10	58.731		34.568		39.015	153.4	155.6	2: 12.314
5	58.427		<u>33.478</u>		38.889	155.1	157.7	2: 10.794	11	58.676		33.937		39.258	152.4	156.1	2: 11.871
6	59.098		33.700		<u>38.764</u>	155.1	158.1	2: 11.562	12	58.598		33.494		39.387	154.9	154.7	2: 11.479



## ZomeravondCompetitie Super Race Weekeind - 2015-08-07

DNRT

### Formel VAU - Rennen 1

#### Laps and Sector Times

**7 - 9 August 2015**  
**Zandvoort GP - 4307 mtr.**

245 Axel Cordt										Autodynamics									
lap	Sect-1	Speed	Sect-2	Speed	Sect-3	Speed	TopSpeed	laptime	pit	lap	Sect-1	Speed	Sect-2	Speed	Sect-3	Speed	TopSpeed	laptime	pit
1								2:46.039		6	1:10.634		39.958		45.722	<u>134.4</u>	136.0	2:36.314	
2	1:11.536		40.862		47.930	131.6	135.3	2:40.328		7	1:09.580		39.399		45.255	<u>134.4</u>	137.6	2:34.234	
3	1:11.474		40.683		47.384	132.3	135.0	2:39.541		8	1:09.130		39.300		46.144	132.3	137.4	2:34.574	
4	1:11.004		40.961		47.240	131.2	135.3	2:39.205		9	1:09.301		41.515		<u>44.979</u>	133.8	135.5	2:35.795	
5	1:10.547		40.200		46.568	132.1	135.0	2:37.315		10	<u>1:08.881</u>		<u>39.290</u>		45.737	133.4	<u>139.2</u>	<u>2:33.908</u>	

248 Stephan Gremler										RPB									
lap	Sect-1	Speed	Sect-2	Speed	Sect-3	Speed	TopSpeed	laptime	pit	lap	Sect-1	Speed	Sect-2	Speed	Sect-3	Speed	TopSpeed	laptime	pit
1								2:27.693		6	1:06.051		36.563		43.049	144.8	146.7	2:25.663	
2	1:06.616		37.549		43.528	142.6	145.7	2:27.693		7	1:05.918		36.874		43.407	142.6	147.1	2:26.199	
3	1:06.643		37.577		43.559	145.0	130.3	2:27.779		8	<u>1:05.349</u>		<u>36.374</u>		43.314	<u>145.6</u>	<u>149.6</u>	<u>2:25.037</u>	
4	1:06.472		37.441		42.986	144.8	141.2	2:26.899		9	1:07.015		37.685		43.875	132.7	<u>149.6</u>	2:28.575	
5	1:05.911		36.706		<u>42.920</u>	143.9	147.1	2:25.537		10	1:07.197		37.190		42.960	143.9	138.8	2:27.347	

289 Jan Tjassing										Beach MK5B									
lap	Sect-1	Speed	Sect-2	Speed	Sect-3	Speed	TopSpeed	laptime	pit	lap	Sect-1	Speed	Sect-2	Speed	Sect-3	Speed	TopSpeed	laptime	pit
1								2:27.927		7	1:03.630		36.572		42.492	150.0	152.3	2:22.694	
2	1:03.723		36.898		41.974	150.7	154.7	2:22.595		8	1:02.590		36.575		<u>41.354</u>	150.9	153.0	<u>2:20.519</u>	
3	1:03.308		37.194		42.981	149.8	152.8	2:23.483		9	1:02.862		36.529		42.495	151.7	154.1	2:21.886	
4	1:04.058		36.600		42.040	148.6	153.2	2:22.698		10	1:02.961		37.265		42.034	150.9	155.2	2:22.260	
5	1:03.795		36.795		42.540	150.5	146.5	2:23.130		11	<u>1:02.405</u>		<u>36.448</u>		43.262	151.2	<u>155.6</u>	2:22.115	
6	1:03.429		36.543		42.024	150.2	153.4	2:21.996		12									

305 Gunter Filthaut										Kaiman									
lap	Sect-1	Speed	Sect-2	Speed	Sect-3	Speed	TopSpeed	laptime	pit	lap	Sect-1	Speed	Sect-2	Speed	Sect-3	Speed	TopSpeed	laptime	pit
1								2:13.553		7	57.926		33.258		38.439	164.8	<u>167.2</u>	<u>2:09.623</u>	
2	58.785		33.762		38.464	164.8	159.1	2:11.011		8	58.623		33.624		38.335	165.6	162.2	2:10.582	
3	59.075		33.310		38.685	165.3	159.5	2:11.070		9	<u>57.874</u>		33.639		38.939	163.9	164.6	2:10.452	
4	58.852		33.593		38.712	163.4	156.5	2:11.157		10	58.011		33.253		38.739	165.3	162.9	2:10.003	
5	58.955		33.215		38.547	164.8	159.8	2:10.717		11	59.102		32.833		38.231	166.5	160.0	2:10.166	
6	58.744		33.321		38.856	164.5	160.7	2:10.921		12	58.270		32.963		39.755	165.3	164.1	2:10.988	

312 Sven Eickemeyer										Motul									
lap	Sect-1	Speed	Sect-2	Speed	Sect-3	Speed	TopSpeed	laptime	pit	lap	Sect-1	Speed	Sect-2	Speed	Sect-3	Speed	TopSpeed	laptime	pit
1								2:34.810		5	1:05.193		36.333		<u>41.042</u>	160.6	137.4	2:22.568	
2	1:07.081		36.605		41.972	158.7	141.4	2:25.658		6	<u>1:03.085</u>		36.661		42.557	155.1	<u>164.1</u>	<u>2:22.303</u>	
3	1:05.110		36.278		42.978	158.5	163.4	2:24.366		7	1:03.973		36.766		43.706	153.6	157.9	2:24.445	
4	1:04.492		<u>36.026</u>		41.808	<u>161.4</u>	148.4	2:22.326		8									

319 Marco Wittkuhn										Kaimann									
lap	Sect-1	Speed	Sect-2	Speed	Sect-3	Speed	TopSpeed	laptime	pit	lap	Sect-1	Speed	Sect-2	Speed	Sect-3	Speed	TopSpeed	laptime	pit
1								2:12.138		7	56.745		33.490		37.984	165.9	169.0	2:08.219	
2	57.358		32.882		37.990	165.3	<u>171.2</u>	2:08.230		8	57.742		34.539		38.103	165.6	164.9	2:10.384	
3	57.106		32.764		38.125	165.3	165.4	2:07.995		9	57.452		32.670		37.935	165.1	166.4	2:08.057	
4	56.726		33.315		38.174	165.3	164.6	2:08.215		10	56.640		32.580		<u>37.548</u>	166.2	168.8	2:06.768	
5	56.711		32.671		37.934	164.8	164.9	2:07.316		11	<u>56.444</u>		32.640		37.601	165.9	169.8	<u>2:06.685</u>	
6	56.607		<u>32.521</u>		37.953	165.3	167.4	2:07.081		12	56.640		32.810		38.766	164.2	164.1	2:08.216	

327 Thomas Cramer										Javado										
lap	Sect-1	Speed	Sect-2	Speed	Sect-3	Speed	TopSpeed	laptime	pit	lap	Sect-1	Speed	Sect-2	Speed	Sect-3	Speed	TopSpeed	laptime	pit	
1								2:19.574		3	1:02.673		47.285		In			155.2	3:02.613	P
2	<u>59.356</u>		34.973		40.001	155.6	<u>160.5</u>	<u>2:14.330</u>		4										

340 Heiko Engelke										Motul									
lap	Sect-1	Speed	Sect-2	Speed	Sect-3	Speed	TopSpeed	laptime	pit	lap	Sect-1	Speed	Sect-2	Speed	Sect-3	Speed	TopSpeed	laptime	pit
1								2:32.900		6	1:02.481		35.444		40.842	156.1	156.5	2:18.767	
2	1:05.311		37.372		42.647	156.4	147.7	2:25.330		7	1:01.780		<u>34.862</u>		41.052	158.2	159.3	<u>2:17.694</u>	
3	1:03.953		36.912		44.542	127.5	153.4	2:25.407		8	<u>1:01.429</u>		36.983		<u>40.318</u>	<u>160.9</u>	158.6	2:18.730	
4	1:04.395		36.376		41.948	153.6	135.7	2:22.719		9	1:08.264		37.697		43.766	148.4	<u>163.4</u>	2:29.727	
5	1:03.493		35.899		41.236	155.4	150.4	2:20.628		10									

## ZomeravondCompetitie Super Race Weekeind - 2015-08-07

DNRT

### Formel VAU - Rennen 1

#### Laps and Sector Times

**7 - 9 August 2015**  
**Zandvoort GP - 4307 mtr.**

401 Leo Sommer									RSM Tasco HT 162								
lap	Sect-1	Speed	Sect-2	Speed	Sect-3	Speed	TopSpeed	laptime pit	lap	Sect-1	Speed	Sect-2	Speed	Sect-3	Speed	Topspeed	laptime pit
1								2:32.666	7	1:02.723		36.456		42.591	148.8	149.8	2:21.770
2	1:06.599		37.439		43.146	147.7	136.4	2:27.184	8	1:04.224		36.640		42.783	150.7	149.2	2:23.647
3	1:04.607		37.258		44.483	124.1	149.2	2:26.348	9	1:03.260		36.425		41.930	148.6	148.6	2:21.615
4	1:04.366		36.675		41.951	147.7	138.6	2:22.992	10	1:07.950		<u>35.626</u>		41.802	148.1	149.2	2:25.378
5	1:03.190		37.288		41.080	150.2	148.8	2:21.558	11	1:03.069		36.810		41.978	147.9	148.1	2:21.857
6	<u>1:02.581</u>		36.892		<u>40.497</u>	150.7	<u>150.4</u>	<u>2:19.970</u>	12								

402 Siegfried Fischer									Lola T324								
lap	Sect-1	Speed	Sect-2	Speed	Sect-3	Speed	TopSpeed	laptime pit	lap	Sect-1	Speed	Sect-2	Speed	Sect-3	Speed	Topspeed	laptime pit
1								2:23.125	7	59.373		32.860		38.254	<u>178.0</u>	162.2	2:10.487
2	1:02.178		33.475		40.410	172.8	150.0	2:16.063	8	59.137		33.116		38.405	176.3	169.3	2:10.658
3	1:01.147		33.312		38.937	174.1	154.1	2:13.396	9	1:00.972		33.312		39.701	176.7	162.7	2:13.985
4	59.862		33.274		38.440	174.7	163.4	2:11.576	10	<u>59.008</u>		33.000		38.314	175.0	169.0	<u>2:10.322</u>
5	59.120		33.315		38.378	175.4	<u>172.8</u>	2:10.813	11	59.875		<u>32.834</u>		<u>38.069</u>	168.6	163.1	2:10.778
6	59.564		33.133		38.714	171.9	165.6	2:11.411	12	1:00.551		33.037		41.546	151.4	148.1	2:15.134

510 Dirk Kornmeyer									March 81V								
lap	Sect-1	Speed	Sect-2	Speed	Sect-3	Speed	TopSpeed	laptime pit	lap	Sect-1	Speed	Sect-2	Speed	Sect-3	Speed	Topspeed	laptime pit
1								2:04.992	8	52.284		29.943		37.382	174.4	173.6	1:59.609
2	53.546		29.525		35.720	168.0	160.0	1:58.791	9	52.518		29.291		35.269	161.7	170.6	<u>1:57.078</u>
3	52.563		<u>29.220</u>		35.740	171.3	174.8	1:57.523	10	53.903		29.888		34.387	179.3	168.8	1:58.178
4	<u>51.996</u>		30.510		35.108	168.8	177.9	1:57.614	11	56.702		30.794		<u>34.229</u>	<u>188.5</u>	<u>191.2</u>	2:01.725
5	52.507		30.170		36.322	168.0	175.0	1:58.999	12	54.526		29.468		35.058	163.9	164.1	1:59.052
6	55.516		30.694		35.633	176.3	162.4	2:01.843	13	53.080		29.412		36.280	<u>188.5</u>	170.1	1:58.772
7	52.267		29.621		36.497	165.6	172.2	1:58.385	14								

700 Manfred Benninger									Mega V3								
lap	Sect-1	Speed	Sect-2	Speed	Sect-3	Speed	TopSpeed	laptime pit	lap	Sect-1	Speed	Sect-2	Speed	Sect-3	Speed	Topspeed	laptime pit
1								2:08.301	7	55.668		32.371		36.863	175.4	184.3	2:04.902
2	<u>54.165</u>		31.642		36.280	179.0	<u>186.2</u>	<u>2:02.087</u>	8	54.822		32.433		36.929	172.2	182.1	2:04.184
3	55.310		32.160		36.210	180.3	181.5	2:03.680	9	56.693		31.840		36.654	177.3	175.6	2:05.187
4	54.563		32.126		36.393	181.0	183.7	2:03.082	10	56.752		32.436		37.385	174.4	184.3	2:06.573
5	55.547		32.866		36.527	179.0	180.6	2:04.940	11	56.819		32.657		36.600	170.7	177.6	2:06.076
6	56.971		<u>31.517</u>		<u>35.830</u>	<u>184.5</u>	184.6	2:04.318	12	56.839		33.043		36.641	161.4	175.9	2:06.523

702 Joe Welzel									DRM PRT								
lap	Sect-1	Speed	Sect-2	Speed	Sect-3	Speed	TopSpeed	laptime pit	lap	Sect-1	Speed	Sect-2	Speed	Sect-3	Speed	Topspeed	laptime pit
1								2:03.927	8	52.679		30.415		36.773	182.1	182.7	1:59.867
2	52.577		30.235		34.708	178.7	184.0	<u>1:57.520</u>	9	52.729		30.374		34.422	183.1	185.6	1:57.525
3	52.759		30.758		34.868	179.7	183.7	1:58.385	10	53.640		30.273		34.213	176.7	186.2	1:58.126
4	52.812		31.067		34.870	181.0	184.9	1:58.749	11	56.435		31.512		<u>33.920</u>	<u>185.6</u>	180.0	2:01.867
5	53.078		31.374		35.480	180.7	185.2	1:59.932	12	54.611		<u>29.835</u>		34.250	174.7	<u>190.5</u>	1:58.696
6	55.405		29.975		34.693	181.4	172.0	2:00.073	13	53.217		30.354		35.503	181.7	173.9	1:59.074
7	<u>52.409</u>		30.642		36.074	175.4	185.9	1:59.125	14								

711 Peter Kirchner									DRM MK 1								
lap	Sect-1	Speed	Sect-2	Speed	Sect-3	Speed	TopSpeed	laptime pit	lap	Sect-1	Speed	Sect-2	Speed	Sect-3	Speed	Topspeed	laptime pit
1								2:10.273	7	56.016		31.935		38.306	173.5	177.0	2:06.257
2	56.353		32.430		37.004	172.2	177.0	2:05.787	8	57.469		32.336		37.159	173.1	<u>178.5</u>	2:06.964
3	56.442		32.364		37.026	173.5	177.6	2:05.832	9	56.782		32.864		37.183	172.2	177.9	2:06.829
4	57.311		34.662		36.825	<u>176.0</u>	177.6	2:08.798	10	56.926		32.485		37.710	171.3	176.8	2:07.121
5	<u>55.418</u>		32.910		<u>36.699</u>	172.2	177.0	2:05.027	11	56.731		32.490		37.209	171.9	176.2	2:06.430
6	55.882		<u>31.831</u>		36.853	172.5	176.2	<u>2:04.566</u>	12	57.087		32.437		37.546	171.0	177.3	2:07.070

## ZomeravondCompetitie Super Race Weekeind - 2015-08-07

DNRT

### Formel VAU - Rennen 1

#### Sector analyse

7 - 9 August 2015  
Zandvoort GP - 4307 mtr.

Pos	Nbr	Name / Team name	Sector 1			Sector 2			Sector 3			Theoretical best	Actual best	In
			time	Lap	pos	time	Lap	pos	time	Lap	pos			
1	201	Patrick Havermans	59.280	3	10	34.022	8	10	38.948	11	10	2:12.250	<b>2:13.747</b>	<b>6</b>
2	236	Benjamin Havermans	58.121	7	8	33.478	5	9	38.764	6	9	2:10.363	<b>2:10.738</b>	<b>7</b>
3	208	Jukka Puurunen	59.414	8	12	34.232	5	11	39.466	10	12	2:13.112	<b>2:13.602</b>	<b>6</b>
4	402	Siegfried Fischer	59.008	10	9	32.834	11	8	38.069	11	8	2:09.911	<b>2:10.322</b>	<b>10</b>
5	319	Marco Wittkuhn	56.444	11	6	32.521	6	6	37.548	10	6	2:06.513	<b>2:06.685</b>	<b>11</b>
6	702	Joe Welzel	52.409	7	2	29.835	12	2	33.920	11	1	1:56.164	<b>1:57.520</b>	<b>2</b>
7	305	Gunter Filthaut	57.874	9	7	32.783	1	7	38.019	1	7	2:08.676	<b>2:09.623</b>	<b>7</b>
8	218	WolfgangRafflenbeul	1:01.289	11	13	34.550	10	12	40.472	10	14	2:16.311	<b>2:16.589</b>	<b>10</b>
9	510	Dirk Kornmeyer	51.996	4	1	29.220	3	1	34.229	11	2	1:55.445	<b>1:57.078</b>	<b>9</b>
10	101	Manfred Nord	1:05.315	2	18	36.763	8	19	42.020	7	18	2:24.098	<b>2:24.573</b>	<b>2</b>
11	248	Stephan Gremler	1:05.349	8	19	36.374	8	17	42.920	5	19	2:24.643	<b>2:25.037</b>	<b>8</b>
12	245	Axel Cordt	1:08.881	10	21	39.290	10	21	44.979	9	21	2:33.150	<b>2:33.908</b>	<b>10</b>
13	711	Peter Kirchner	55.418	5	5	31.831	6	5	36.699	5	5	2:03.948	<b>2:04.566</b>	<b>6</b>
14	289	Jan Tjassing	1:02.405	11	15	36.448	11	18	41.354	8	17	2:20.207	<b>2:20.519</b>	<b>8</b>
15	700	Manfred Benninger	54.165	2	3	31.517	6	3	35.830	6	3	2:01.512	<b>2:02.087</b>	<b>2</b>
16	401	Leo Sommer	1:02.581	6	16	35.626	10	15	40.497	6	15	2:18.704	<b>2:19.970</b>	<b>6</b>
17	232	Robin Kluth	54.609	4	4	31.645	3	4	36.261	9	4	2:02.515	<b>2:03.103</b>	<b>3</b>
18	312	Sven Eickemeyer	1:03.085	6	17	36.026	4	16	41.042	5	16	2:20.153	<b>2:22.303</b>	<b>6</b>
19	228	Peter Ramann	1:06.769	6	20	36.952	8	20	44.009	1	20	2:27.730	<b>2:28.205</b>	<b>8</b>
20	340	Heiko Engelke	1:01.429	8	14	34.862	7	13	40.318	8	13	2:16.609	<b>2:17.694</b>	<b>7</b>
21	327	Thomas Cramer	59.356	2	11	34.884	1	14	39.082	1	11	2:13.322	<b>2:14.330</b>	<b>2</b>